

P - 101

Chairy®








Product features

- Powder coating grey wheelchair frame with single cross braces.
- 24" (61cm) 9 spoke MAG wheel with grey PU tire.
- 8" x 2" (20cm x 5cm) front castor with grey PU tires.
- Padded flip back armrest with desk length.
- Swing away wide pace footrest (nib spring style).
- Leg support.
- Plastic hand rim.
- Powder coating steel front fork.
- Plastic footplate.
- Nylon seat and backrest.
- Foldable wheelchair.



Optional:

- Seat Belt - Elevating Legrests - Pneumatic Rear Wheels - Seat Cushion - Different Colors / Sizes

Seat width	Seat depth	Wheelchair height	Wheelchair width	Wheelchair length	Weight GW / NW	Maximum capacity
						
40cm - 16" 46cm - 18" 50cm - 20"	40	91	66	112	19.8/17.8	115

Note : All dimensin in (cm , kg)