

P - 104 R

Chairy®








Product features

- Steel Wheelchair.
- Powder coating wheelchair frame with double braces.
- 24" spoke rear wheels with grey PU tires.
- 8"x2" front castors with grey PU tires.
- Powder coating steel hand rim.
- Padded detachable armrest with full length.
- Elevating footrest with padded largest.
- Powder coating Steel front fork.
- Height adjustable plastic footplate.
- Vinyl seat and backrest.
- Reclining backrest.
- Foldable wheelchair.



Optional:

- Seat Belt
- Pneumatic Rear Wheels
- Seat Cushion
- Different Colors / Sizes

Seat width	Seat depth	Wheelchair height	Wheelchair width	Wheelchair length	Weight GW / NW	Maximum capacity
						
46cm - 18" 50cm - 20"	50	119	65	130	29.7/27.7	120